



2018

2018 8

.....	4
.....	6
.....	7
.....	9
.....	13
.....	24
.....	33
.....	38
.....	64
.....	71
2018	73
.....	295

A		1.00
		009

								1992
								1996
H								1.00
								1995
Pteris								Pteris Global Limited
								2018 1 1 2018 6 30 6
								571
								A H
Ziegler								Albert Ziegler GmbH
%								

ERP		Enterprise Resource Planning
EPC		Engineering, Procurement and Construction
FPSO		Floating Production Storage and Offloading
GSE		Ground Support Equipment
Jack-up Drilling Platform		250 400
LNG		Liquefied Natural Gas
ONE		Optimization Never Ending
OPEC		Organization of the Petroleum Exporting Countries
QHSE		Quality Health Safety Environmental
SBU		/ Strategic Business Unit
Semi-submersible Drilling Platform		600-3,600
TEU		20 8 6 8

China International Marine Containers (Group) Co., Ltd.
CIMC

2 8
518067
<http://www.cimc.com>
shareholder@cimc.com
199 3101-2
91440300618869509J

2
518067
(86) 755 2669 1130
(86) 755 2682 6579
shareholder@cimc.com

2
518067
(86) 755 2680 2706
(86) 755 2681 3950
shareholder@cimc.com

A
A <http://www.cninfo.com.cn>
H <http://www.hkexnews.hk>
www.cimc.com

2 9
518067

A

A

000039

H

H

2039 299901

H

B

H

H

	2018 1-6	2017 1-6	%
	43,560,398	33,387,152	30.47%
	1,828,383	1,537,942	18.89%
	1,829,811	1,576,142	16.09%
	513,854	509,633	0.83%
	1,315,957	1,066,509	23.39%
	965,397	796,898	21.14%
/	350,560	269,611	30.02%
	720,016	865,083	(16.77%)

	(2018 6 30)	(2017 12 31)	%
	64,114,386	59,001,923	8.66%
	74,153,973	71,602,456	3.56%
	138,268,359	130,604,379	5.87%
	58,400,876	50,206,855	16.32%
	38,221,442	37,160,090	2.86%
	96,622,318	87,366,945	10.59%
	41,646,041	43,237,434	(3.68%)
	30,663,008	32,460,927	(5.54%)

1

œ

1 —
1 —

1 —

10,049,055	60.16%	213,564
681,102	68.64%	

2018

	5,060,511	22.23%	298,633	6,185,680
52,263	,			
2,516,134	1,699,997	2,164,153	1,363,939	16.26%
		1,410,177		24.64%
28.41%			1,098,214	
		“	”	
LNG	1			LNG

46.26%	38,009	159,955	65,035	297,664	41.56%
--------	--------	---------	--------	---------	--------

2018

—

40.67%	8.63%	306,208	1,048,934	516,097	1,148,040
--------	-------	---------	-----------	---------	-----------

+ +

2018

Ù áCÑ02yú3@Bf:t` aÊ)ô \$! ¼ F Ex @ *-p]Lb9 ÔÆ x EÑÄG, Ç ©M6 j Q 3~K 2đ QT 7 @.`,`°

2

CLARKSON

2018

5.3%

2018

2018

2018

2018

1

2

3

4

SBU

2018

GSE

J¼J.P

ë ÈGôô à,,•£,@D`°F x _TP+•¥m½,, ; • FN7- -srĐ ÈJµ O]ó] ¼ U t ~7K #' Æ fFP9] 2018

1

2

+ +

+ +

2010

5S

ONE QHSE

26


5

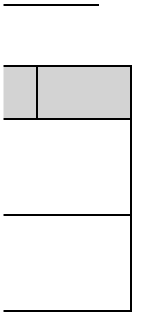
21


110

	-	441,581	-	p8\$ Ä
	29,620	-	-	

(1.62%)
2.01%
(1.06%)
(14.45%)
(3.08%)
2.39%
1.37%
8.34%
(4.62%)
-
-

	20,100,651	14.54%
---	------------	--------





2018 1-6

4

3

2018 1 16			
2018 1 23			
2018 1 29			! 1 29

2018

32		2018
30.47%	43,560,398	33,387,152
796,898	21.14%	965,397

2018

13.79%	18.41%	4.62%
--------	--------	-------

				350,560		269,611	
5,077,690	2017	12	31	2018	6	30	9.27%
			2018	5,596,314			1
(668,216)						(856,239)	
(1,507,729)						(2,277,508)	
1,875,660						2,745,243	4,643,026
2018	6	30					
			58,794,323	2017	12	31	52,014,876
			2018				28
36	37						34
							35

	2018	6	30	2017	12	31
			21,803,302			15,317,347
			3,307,738			3,982,626
			24,696,783			24,140,168
			7,986,500			7,986,500
			1,000,000			588,235
			58,794,323			52,014,876

2018			5,911,304
2,798,256		111.25%	
			5
2018			36

				2018	6	30	
41,646,041			2017	12	31	43,237,434	
96,622,318	2017	12	31	87,366,945			138,268,359
	2017	12	31	130,604,379			
				69.88%	2017	12	31
2.99%							66.89%

3 16 41 2018

31 20,611,021 2018 6 30 21,466,710 2017 12

2018 1-6 2017 2018 6 30 26,833 2017 12 31 50 25,764)

1 2 2018

12 2018 2018 6 30 9,815,725 27 4.38% 9,385,505 2017

2018 6 30 142,718 95.38% 278,844 2017 12 31 2018 1 1

2018 6 30	51,130	50,810
3,662,658	3,216,847	13.86%

A

2018

2018 3 27

2017

2018

40

2017

“

—

13.51B(1)

“ ” “ ”
13.51B(1)

1

2017		55.1701%	2018 6 8	2018 4 23	2018 6 8	www.cninfo.com.cn www.hkexnews.hk
2018		55.2452%	2018 2 9	2017 12 22	2018 2 9	www.cninfo.com.cn www.hkexnews.hk

2

2018

2017

2017 2018 6 8 2017

			-2018	2016	2016/4/8	2016 2018

!

()			()	()	()		
-----	--	--	-----	-----	-----	--	--

2018

1

					-	263,028	-	-	-	-	-	-	-
HG7					-	55,580	-	-	-	-	-	-	-
					19,589	31,051	-	-	-	-	-	-	-
					-	19,589	-	-	-	-	-	-	-
					-	7,306	-	-	-	-	-	-	-
					-	6,831	-	-	-	-	-	-	-
					-	1,220	-	-	-	-	-	-	-
					-	4,065	-	-	-	-	-	-	-

: `cf Ybg
 7cbhUj bYf
 GYfj | Wg
 `hX'

- 24 .4J/T74 TD(-)T6.8503 .5749 T6Fa.3114 1.3054 T03 .

--	--	--	--	--	--	--	--	--	--

-

-

647,857

2018

1-2		
1-2		
		1,479,996
		2,650,140
		Уб(7EC8Re6L'RPC6
1-2		
1-2		

D	0
E 70%	7,990,539
F 50%	22,659,749
D+E+F	30,650,288
	0
	0

:

2

3

1

	VOC		27	0.132 mg/m ³	3.26 mg/m ³ VOCs	1mg/m ³	20	53	VOCs
	COD			9.23	0.0112 mg/m ³	VOCs: 90 mg/m ³ 120 mg/m ³		42.6	COD
				0.0106 mg/m ³ VOCs	0.0229	COD:500mg/L		2.88405	

0.337
mg/m³

1.23
mg/m³ VOCs
6.22

30

0.341 mg/m³

0.570
mg/m³ VOCs
1.72
COD:154mg/L

1

			2					
	COD		1	55.5 mg/L	500 mg/L	0	3.28 /	
				2.4 mg/L	35 mg/L	0	0.49 /	
	TVOCs	15m	5	0.21~1.2 mg/m ³ 0.1-0.42 mg/m ³ TVOCs 1.01-4.45 mg/m ³	DB44/816-2010	176kg/ TVOCs 8450kg/		
		15m	1	60mg/m ³	DB44/27-2001	6832.8kg/		

		0.021mg/m ³		0.00984
		1.296	DB61/T1061-2017	/
		mg/m ³		0.8184
	4			/
+	1	3.0755		2.016
		mg/m ³	GB16297-1996	/
+	2	3.273 mg/m ³		2.016
		SO ₂		/
+	1	7.56		
		mg/m		

10.3 mg/m³

1# 15.6
mg/m³

5 2# 11.8 /m³ DB44/21-2001

15m 1# 8.79
/m³

2# 12.3
/m³

	<p style="text-align: center;">1</p> <p style="text-align: center;">1</p> <p style="text-align: center;">1</p> <p style="text-align: center;">1</p> <p style="text-align: center;">1</p> <p style="text-align: center;">2</p> <p style="text-align: center;">4</p> <p style="text-align: center;">5</p> <p style="text-align: center;">4</p>
	<p style="text-align: center;">1</p> <p style="text-align: center;">1</p> <p style="text-align: center;">1</p> <p style="text-align: center;">1</p> <p style="text-align: center;">1</p> <p style="text-align: center;">3</p> <p style="text-align: center;">2</p> <p style="text-align: center;">24</p> <p style="text-align: center;">8</p> <p style="text-align: center;">4</p>
	<p style="text-align: center;">4</p> <p style="text-align: center;">12</p>
	<p style="text-align: center;">UF</p> <p style="text-align: center;">RO</p> <p style="text-align: center;">+RTO</p> <p style="text-align: right;">MBR</p>
	<p style="text-align: center;">1</p> <p style="text-align: center;">1</p> <p style="text-align: center;">1</p> <p style="text-align: center;">3</p> <p style="text-align: center;">1</p>
	<p style="text-align: center;">VOCs</p> <p style="text-align: right;">+</p>

	1			
		3		
1			1	1
			1	

		[2018]52 G31011500087 2017 662		
		2017 574 G31011300007 056125080		
		[2006]001 [2008]005 2017 8 31 [2012]23 [2017]357	2008 3 14	[2017]490
	2004 04 28 2004 10616 10 29 2008 101054	2006 02 13	2006 012 4403012010000357	2008

10

11

2017

2017

2018

2018 5 18

www.cninfo.com.cn

www.cimc.com

CIMC

2018-046

4	2018 3 27		2018		
		\			
			2018 3 27		
			www.cninfo.com.cn		www.cimc.com
	CIMC 2018-030				www.hkexnews.hk
5	2018 3 27		2018		
			[2017]30		2017
	2018 1 1			14	—
22	—		23	—	24
—			37	—	9-12
			2018 3 27		
	www.cninfo.com.cn		www.cimc.com		CIMC
	2018-026		www.hkexnews.hk		
	“		”		
6	2018 3 27		2018		
			2018 6 8		2017
			2018 3 27		2018 6 9
			www.cninfo.com.cn		www.cimc.com
	CIMC 2018-031		CIMC 2018-051		
	www.hkexnews.hk				
7	2018 3 27		2018		2018 1
	1		20	/	24 / 2018 6 8
	2017				2018 3 27 2018 6
	9				www.cninfo.com.cn
	www.cimc.com		CIMC 2018-032		CIMC 2018-051
	www.hkexnews.hk				
8	2018 3 29		2018		
	/				2018 2019
	8 2017		46.0		50.0 2018 6
	3 27 2018 3 29 2018 6 9				2016 11 12 2018
	www.cninfo.com.cn		www.cimc.com		
	CIMC 2016-071 CIMC 2018-027		CIMC 2018-035		CIMC 2018-051
	www.hkexnews.hk				
9	2018 4 23		2018		
	60		40		80
	2018 6 8 2017				2018
	4 23 2018 6 9				
	www.cninfo.com.cn		www.cimc.com		CIMC 2018-040
	CIMC 2018-041 CIMC 2018-051				www.hkexnews.hk
10	2016 5 31		2015		

()

150

2018 3 12

www.cninfo.com.cn

CIMC 2018-014 CIMC 2018-016

www.cimc.com

www.hkexnews.hk

2 2018 4 23

2018

1

	2017 12 31	2018 6 30

		/	/
2017		0.81	0.81
		0.81	0.81
		10.88	10.88
2018		0.3061	0.3061
		0.3038	0.3038
		10.27	10.27

2

1	371,026	0	0	371,026		
2	54,000	0	18,000	72,000	2018 3 27 6	2018 9 27
2	75,000	0	25,000	100,000		2018 9 27
3	0	0	337,500	337,500		
	500,026	0	380,500	880,526	--	--

1	371,026		75,000		25%
2	72,000	A	100,000	A	6
3				450,000	A 75% 337,500

A

2016 4 8 2016 10 13.86
 / 386,263,593 386,263,593 A 60
 “ A ” A 2016 5 31 2015
 2016 A 2016 H
 2016 9 30 2016 10 14 2016 11
 21 162937
 162937
 2017 1 17 2017 6 9 2016
 2017 A 2017 H
 A 2017
 12 18 162937
 A 2018 1 11
 2016 11 21
 162937 2018 3 9
 A
 2018 A
 2018 3 23 2018 119
 A 2016 4 9 2016 6
 1 2016 10 15 2016 11 22 2017 1 17 2017 4 21 2017
 6 9 2017 12 19 2018 1 11 2018 3 9 2018 3 26
 www.cninfo.com.cn
 www.cimc.com CIMC 2016-018 CIMC 2016-033 CIMC 2016-061
 CIMC 2016-072 CIMC 2017-002 CIMC 2017-024 CIMC 2017-033 CIMC 2017-084
 CIMC 2018-002 CIMC 2018-013 CIMC 2018-021 www.hkexnews.hk
 A

H

2018 3 12 2018
 2017 6 9 2016
 H
 H
 2018 6 30 83,981 H 13 A 83,968

	83,981		
	A :83,968	H 13	0
	5%	10	

		9,094,100		9,094,100
	— —	9,035,599		9,035,599
		8,998,000		8,998,000
10	10			
10				

1 H
 1,725,132,326 8,725,717 A 2018 6 30 1,716,406,609 H
 H Soares Limited
 733,691,017 H Long Honour Investments Limited
 25,322,106 H 220,520,075 H 245,842,181
 H
 2 2018 6 30 220,520,075 H
 I 432,171,843 A
 10 10

1

2

2018 6 30

336

				(%)	(%)
1	H	733,691,017 (L)		42.74%	24.58%
2	A	432,171,843 (L)		34.07%	14.48%
	H	245,842,181 (L)		14.32%	8.24%

Hony Group Management

1.25 11.68 169.88 40.14 .48 ref231.43 124.88 Tf-8.245% 12-0 Tw(Li)--,a 1296 120.8 .47998 1.92 ref63.54 102.44 .48001 18.3

				(%)	(%)
Broad Ride Limited	3	H	215,203,846 (L)		12.54%
		H	143,048,050 (L)		8.33%
Promotor Holdings Limited		H	143,048,050 (L)		8.33%

(L)

1

*H*733,691,017 *H**Soares Limited*

2

*Honour Investments Limited*A 245,842,181 *H*A *H**Long*
432,171,8433 *Hony Group Management Limited*215,203,846 *H**Broad Ride Limited*143,048,050 *H*

2018 6 30

336

2017

1

			2018 3 27	
			2018 3 27	
			2018 3 27	
			2018 3 27	
			2018 3 27	
			2018 3 27	
			2018 3 27	
			2018 1 15	
			2018 1 8	

2

2018 8 9

CEO

2017

2018 6 30

XV

XV

XV 7 8

352

1

--	--	--	--	--	--

				(%)	(%)
		A	494,702	0.04%	0.02%

2

2018 6 30

3

				(%)
			7,260,000	0.24%

2018 6 30

XV

XV 7 8

352

2017

2018

2018

2018

()

2018 6 30

()

2018 6 30 2017 12 31 2017 1 1

1	5,077,690	5,596,314	6,325,998
2	205,580	183,303	138,072
3	7,645	11,577	3,088
4	20,100,651	17,773,590	13,062,266
5	3,109,220	2,147,721	2,165,982
6	8,738,693	8,283,236	9,399,096
7	20,027,718	19,258,327	17,409,515
8	1,534,133	—	—
9	197,874	235,309	203,847
10	4,115,494	4,314,250	3,941,689

x

Ã

()

()

2018 6 30

()

2018 6 30 2017 12 31 2017 1 1

28 21,803,302 15,317,347

()

2018 6 30

()

2018 6 30 2017 12 31 2017 1 1

1 1,614,782 1,366,8762 /TT11 1 Tf0 T7.6000392(6)40

()

()

2018 6 30

()

()

2018 1-6

()

2018 1-6

2017 1-6

48	43,560,398	33,387,152
48	37,552,731	27,241,564
49	229,957	216,183
50	1,382,057	1,256,253
51	2,072,524	2,079,580
52	327,229	288,459
53	392,524	594,251
	634,106	522,265
	(222,248)	(117,661)
55	9,753	4,688
55	74,812	229,749
56	120,979	91,032

!

()

2018 1-6

()

	2018 1-6	2017 1-6
18	159,174	96,917
18	-	1,452
	2,581	-
	130,539	129,167
19	93,762	296,143
	235,069	250,631
	(105,426)	(162,503)
	6,587	2,211
20	1,084,269	359,040
21	513	1,623
	26,594	-
	1,050,255	33,029
22	917	21
23	-	1,746
	1,051,172	31,304
24	1,372	2,644
	1,049,800	28,660
	1,049,800	28,660
	-	-
16	-	-
	1,049,800	28,660

()

2018 1-6

()

	2018 1-6	2017 1-6
	160,860	92,944
	7,807,370	2,750,305
	7,968,230	2,843,249
	61,952	53,410
	30,518	13,625
	10,749,157	4,157,049
	10,841,627	4,224,084
25	(2,873,397)	(1,380,835)
	706,933	6,800,000
	366,350	275,133
	14,485	-
	40,000	-
	1,127,768	7,075,133
	12,911	24,944
	500,000	6,886,616
	512,911	6,911,560
	614,857	163,573
	41,719	8,158
	5,517,000	4,070,000
	5,558,719	4,078,158
	2,851,000	3,720,000
	200,852	152,617
	745	-
	3,052,597	3,872,617
	2,506,122	205,541
	5,437	(3,909)
25	253,019	(1,015,630)
	335,730	1,715,470
25	588,749	699,840

()

2018 1-6 ()

		2,982,889	2,033,043	4,209,663	219,303	3,281,535	19,734,494	10,776,507	43,237,434	2,978,577	2,049,035	3,126,585	357,341	3,279,379	17,495,053	9,848,822	39,134,792
		-	-	-	456,295	-	(147,114)	(25,084)	284,097	-	-	-	-	-	-	-	-
		2,982,889	2,033,043	4,209,663	675,598	3,281,535	19,587,380	10,751,423	43,521,531	2,978,577	2,049,035	3,126,585	357,341	3,279,379	17,495,053	9,848,822	39,134,792

()

1.		-	51,900	-	-	-	913,497	350,560	1,315,957	-	87,808	-	-	-	2,421,434	649,173	3,158,415
2.	45	-	-	-	(222,577)	-	-	12,088	(210,489)	-	-	-	(138,038)	-	-	(57,760)	(195,798)
		-	51,900	-	(222,577)	-	913,497	362,648	1,105,468	-	87,808	-	(138,038)	-	2,421,434	591,413	2,962,617

()

1.	42	2,067	-	24,866	-	-	-	-	26,933	4,312	-	43,746	-	-	-	-	48,058
2.		-	-	-	-	-	-	46,139	46,139	-	-	1,001,904	-	-	-	985,173	1,987,077
3.		-	-	-	-	-	-	7,967	7,967	-	-	-	-	-	-	108,352	108,352
4.	44	-	-	2,212	-	-	-	(23,692)	(21,480)	-	-	(64,337)	-	-	-	(117,606)	(181,943)
5.	44	-	-	28,976	-	-	-	57,178	86,154	-	-	89,021	-	-	-	(28,391)	60,630
6.		-	-	-	-	-	-	-	-	-	-	-	-	-	-	-	-
7.	44	-	-	(1,411)	-	-	-	19,753	18,342	-	-	(799)	-	-	-	17,273	16,474
8.	2	-	-	2,164	-	-	-	2,271	4,435	-	-	10,789	-	-	-	5,535	16,324
9.	43	-	(1,981,143)	(18,857)	-	-	-	-	(2,000,000)	-	-	-	-	-	-	-	-
10.	44	-	-	-	-	-	-	-	-	-	-	-	-	-	-	-	-
11.		-	-	-	-	-	-	-	-	-	-	-	-	-	-	-	-
12.	44	-	-	1,538	-	-	-	-	1,538	-	-	2,754	-	-	-	-	2,754
()																	
1.	46	-	-	-	-	-	-	-	-	-	-	-	-	2,156	(2,156)	-	-
2.		-	-	-	-	-	(806,532)	(240,654)	(1,047,186)	-	-	-	-	(179,837)	(634,064)	(813,901)	(813,901)
3.	47	-	(103,800)	-	-	-	-	-	(103,800)	-	(103,800)	-	-	-	-	(103,800)	(103,800)

()

2018 1-6 ()

()

2018 1 1 2018 6 30
()

() ()

1992 12 [1992]1736
(1992) 261

17 [1993]925 1993 12 31 1994 1
(A) [1994]22
(B)

1995 12 1
()
2 8

2012 12 19 (B)
B (H)

()

ρ ΓΑËÓ) È 6Q€ Υ0ΔÁÓ€

()

2018 1 1 2018 6 30
()

(10) (19) (9)
(13 16) (20) (12) ()
(22)

33

1

2006 2 15
()
15 —

2015

2

2018 1 1 2018 6 30
2018 6 30 2018 1-6

3

1 1 12 31

4

(

()

2018 1 1 2018 6 30
()
()

5

(1)

() ()
() ()

(2)

()
(17)

(8.žAÔ '5(X 9 J>Û 8Ñ J 8 'CAË#R...€yÀw RpfÀG°«À,€•öž±J` JÕŽ £•JaEÐªd5dÙ RpfÂËAAäiÐ,€

()

2018 1 1 2018 6 30
()

()

6

()

)

()

(

()

2018 1 1 2018 6 30
()

()

8

()

()

2018 1 1 2018 6 30
()
()

9 ()

(a)

(i)

)

()
()

() ()
()

()

2018 1 1 2018 6 30
()
()

9 ()

(a)

(i)

-
-
-

(ii)

22

1

2

()

2018 1 1 2018 6 30
()
()

9 ()

(a)

(ii)

22

22

()

2018 1 1 2018 6 30
()

()

9 ()

(a)

(iii) ()

(b)

) () (

(c)

(d)

(i)

(ii)

()

2018 1 1 2018 6 30
()

10

(1)

(2)

(3)

(16)

(4)

(5)

11

()

2018 1 1 2018 6 30
()

()

13 ()

(1) ()

(2)

(26

	()	(%)	(%)
20-30		10%	3-4.5%
10-12		10%	7.5-9%
3-5		10%	18-30%
5		10%	18%
50		10%	1.8%
15-30		10%	3-6%

(3) 19

(4)

25(3)

(5)

()

2018 1 1 2018 6 30
()

()

2018 1 1 2018 6 30
()

()

2018 1 1 2018 6 30
()

()

20

21

(1)

(2)

(3)

(4)

(5)

(1)
(6)

(2)

(3)

()

2018 1 1 2018 6 30
()

()

21 ()

(4)

(a)

(b)

22

26e9129516f560829514d4b1d0839.50d12051563679111d40167141564d6484010b7604349650862141526e91ca008da2c8T*/

()

2018 1

()

2018

()

2018 1 1 2018 6 30
()

()

24

25 /

()

-

-

()

2018 1 1 2018 6 30
()

()

26

(1)

(2)

19 (12) 13(2)

(3)

(2) 19 13

15) (

(4)

()

2018 1 1 2018 6 30
()
()

27

a.

b.

()

a.

b.

c.

28

()

2018 1 1 2018 6 30
()

()

28 ()

-
-

()

2018 1 1 2018 6 30
()

()

30

- (a)
- (b)
- (c)
- (d)
- (e)
- (f)
- (g)
- (h)
- (i)
- (j)
- (k)
- (l)

()

(m) 5%

(n) 5%

(o) 12 12 (a) (c) (m)

(p) 12 (i) (j) (n)

(q) (i) (j) (n) (p)

()

2018 1 1 2018 6 30
()

()

2018 1 1 2018 6 30
()

()

32

a

2017 2018 14 — ()

2018

2017

+ -

2018 1 1

ž

18,720

(28,799)

2,520

(5,333)

(2,226)

2018 1-6

2018 6 30

+ -

1,534,133

(1,534,133)

5,169,120

(5,169,120)

()

2018 1 1 2018 6 30
()
()

32

(b) ()

2017 22 — 2018 23 — 2018 15 37 —
()
2018

(i) 2018 1 1

		5,596,314			5,596,314
					183,303
		513,414			11,577
					318,534
		17,773,590			17,752,530
					21,060
		8,283,236			8,283,236
	fl L	408,000			408,000
	fl L	28,661			28,661
	()	3,995			869,215
	()	408,925			
2018 6 30	2018 1 1	12,880,540			12,880,540

()

2018 1 1 2018 6 30
()
()

32

b)

()

2018 1 1 2018 6 30
()
()

32

b ()

(ii) 2018 1 1

3

()
()

2017 12 31 —
(3) 28,661

2018 1 1 28,661

()

2017 12 31 —
412,920
456,295
2018 1 1 (4) 869,215

()

2017 12 31 849,581
() (408,000)
() (441,581)
2018 1 1 (4) —

() 897,876

(1)

21,060

2018 1 1

(2)

2017 12 31

408,000

2018 1 1

(3)

2017 12 31

411,990

3,065

2018 1 1

456,295

(4)

2017 12 31

28,661

2018 1 1

()

2018 1 1 2018 6 30
()

()

32

b ()

(iii) 2018 1 1

/

—

757,177	-	79,611	836,788
396,543	-	61,228	457,771

(iv)

141,781	456,295	314,514	12,935	22,858
---------	---------	---------	--------	--------

c

2018	2018	(2018
15)	2018 6 30 6	

()

2018 1 1 2018 6 30
()

()

32

c ()

2017 12 31	2017 1 1
(12,216,311)	(10,160,951)
(1,785,456)	(1,551,582)
14,001,767	11,712,533
(377,793)	(303,375)
(254,434)	(16,746)
632,227	320,121
14,127	9,704
(14,127)	(9,704)

()

2018 1 1 2018 6 30
()

()

33

22

(1)

(2)

19

()

()

()
()

()

2018 1 1 2018 6 30
()

()

33 ()

(4)

13 16

(5)

35

()

2018 1 1 2018 6 30
()

1

(a)	6%	10%	16%
			7%
			1
/			10-19%

(a)) 2018 5 1 10% ([2018]32

16%

6%

1

2018	2017
25%	25%
15-25%	15-25%
16.5-25%	16.5-25%
-	-
15-36.65%	15-36.65%
15.83-31.6%	15.83-31.6%
19%	19%
30%	30%
25%	25%
34%	34%
22%	22%
19%	19%
20%	20%
17%	17%
22%	22%
-	-
24%	24%
27.08%	27.08%

()

2018 1 1 2018 6 30
()

()

2

1	25%	15%	2015	15%
2	25%	15%	2017	15%
3	25%	15%	2017	15%
4	25%	15%	2015	15%
5	25%	15%	2017	15%
6	25%	15%	2015	15%
7	25%	15%	2017	15%
8	25%	15%	2017	15%
9	25%	15%	2017	15%
10	25%	15%	2017	15%
11	25%	15%	2017	15%
12	25%	15%	2015	15%
13	25%	15%	2015	15%
14	25%	15%	2015	15%

()

2018 1 1 2018 6 30
()

()

2 ()

()

15

()

2018 1 1 2018 6 30
()

1

2018 6 30	2017 12 31
3,743	4,406
4,435,440	4,863,666
638,507	728,242
5,077,690	5,596,314
2,058,834	3,149,051

2018 6 30 1,022,375,000 (2017 12 31
1,353,836,000) 27

2018 6 30 434,074,000. (2017 12 31 484,672,000)

2

2018 6 30	2017 12 31
205,580	183,303
205,580	183,303

()

2018 1 1 2018 6 30
()

()

4

2018 6 30

2017 12 31

(a) 1,357,684

1,376,864

(b) 18,742,967

16,396,726

20,100,651

17,773,590

(a)

2018 6 30

2017 12 31

1,251,599

1,241,308

106,085

135,556

-

-

1,357,684

1,376,864

(i) 2018 6 30

71,549

(b)

2018 6 30

2017 12 31

19,584,173

17,153,903

(841,206)

(757,177)

18,742,967

16,396,726

(i) 2018 6 30

3,726,982

-

19.03%

(ii)

2018 1-6

(2017 1-6)

(c)

2018 6 30

2017 12 31

-

-

841,206

757,177

841,206

757,177

()

()

2018 1 1 2018 6 30
()

()

4

(c) ()

(ii) 2018 6 30 ()

	1,825,119	-
ZFnOmExqBPvPbfrp(xxb00Afxq(yBFAFnOm7AsafAm7Em	2018	CV67

CVM	HNÍ	z5ONO +)
		HNÍ

ZFnOmExqBPvPbfrp(xxb00Afxq(yBFAFnOm7AsafAm7Em

CVM	HNÍ	z5ONO +)
		HNÍ

ZFnOmExqBPvPbfrp(xxb00Afxq(yBFAFnOm7AsafAm7EmmExPBPtPB3tPBUT5"6LUY-8xBPSPBA2]b00	2018	maT%af67A CV67
--	------	-------------------

()

2018 1 1 2018 6 30
()

()

4

(c) ()

(ii) 2018 6 30 ()

2018 6 30			
	941,121	-	-
1-30	34,457	4.88%	1,682
31-90	23,969	4.76%	1,141
90	86,170	57.14%	49,234
	<u>1,085,717</u>		<u>52,057</u>

2018 6 30			
	292,211	-	-
1-30	230,240	16.43%	37,830
31-90	2,583	50.02%	1,292
90	11,445	82.87%	9,484
	<u>536,479</u>		<u>48,606</u>

2018 6 30			
	277,569	-	-
1-30	1,317	8.73%	115
31-90	-	-	-
90	52,416	2.43%	1,273
	<u>331,302</u>		<u>1,388</u>

(iii) 2018 1-6 42,037,000 (2017 1-6 79,347,000)
36,072,000 (2017 1-6 53,359,000)

(d) 2018 1-6 985,000 (2017 1-6 9,312,000)

()

2018 1 1 2018 6 30
()

()

5

(1)

		2018 6 30	2017 12 31
fl	£	3,341,660	2,382,879
		61	311
		47,678	46,948
		3,389,399	2,430,138
		(280,179)	(282,417)
		3,109,220	2,147,721

(2)

1

1

(3)

2018 6 30

2017 12 31
36.70%

891,767,000

(4)

5%(5%)

2018 6 30

2017 12 31

5%(5%)

()

2018 1 1 2018 6 30
()

()

6

(i) 2015 8 27 ()
()) SOEG PTE LTD (SOEG) ()
() () (8ÿ Z é ! ()

()

2018 1 1 2018 6 30
()

()

6

(iv) 6888 (290.55) 2016
12 20 ()
) 572,258,000 ()

30 28,613,000 2016 2018 6
2017 6 1

2018 6 30 75,900,000

2017

(a) 2018 6 30

%&

#

1,065,660	0.00%	-
3,916,058	0.00%	-
413,347	1.07%	4,404
587,711	0.00%	-
1,099,075	2.25%	24,745
104,513	0.00%	-
412,781	0.00%	-
4,015	0.00%	-
4,408	0.00%	-
<u>1,236,418</u>	<u>8.41%</u>	<u>103,937</u>
<u>8,843,986</u>		<u>133,086</u>

(b) 2018 6 30

(c) 2018 6 30

178,634	100.00%	178,634
172,489	83.92%	144,746
23,713	99.79%	23,663
<u>374,836</u>		<u>347,043</u>

(d) 31,709,000 2,562,000

(e) 6,317,000

()

2018 1 1 2018 6 30

()

2018 1 1 2018 6 30
()

()

7 ()

(2)

2017		2018			2018
12 31		1 1			6 30
3,971,003	-	3,971,003	34,124,698	(33,132,698)	4,963,003
3,001,600	18,720	3,020,320	37,201,533	(36,800,159)	3,421,694
4,485,352	-	4,485,352	36,581,437	(36,634,672)	4,432,117
240,432	-	240,432	1,948,379	(1,887,530)	301,281
204,266	-	204,266	346,685	(384,893)	166,058
30,433	-	30,433	153,365	(145,528)	38,270
38,228	-	38,228	24,044	(22,223)	40,049
824,295	-	824,295	11,040	(66,748)	768,587
1,211,786	-	1,211,786	872,156	(460,498)	1,623,444
4,540,022	-	4,540,022	102,720	(34,062)	4,608,680
1,085,269	(1,085,269)	-	-	-	-
<u>19,632,686</u>	<u>(1,066,549)</u>	<u>18,566,137</u>	<u>111,366,057</u>	<u>(109,569,011)</u>	<u>20,363,183</u>

(3)

2017		2018				2018	
12 31		1 1				6 30	
193,787	-	193,787	872	(15)	(5,606)	(2,809)	186,229
11,537	-	11,537	46	(204)	-	452	11,831
108,174	-	108,174	581	(1,253)	(2,939)	(218)	104,345
184	-	184	-	(18)	-	-	166
7,700	-	7,700	708	-	(19)	(74)	8,315
164	-	164	-	-	-	-	164
14,900	-	14,900	-	(7,162)	-	-	7,738

()

2018 1 1 2018 6 30
()

()

7 ()

(3) ()

(a)

/

8

2018 6 30	2017 12 31
1,549,622	—
(15,489)	—
<u>1,534,133</u>	—

()

2018 1 1 2018 6 30
()

()

9

2018 6 30

<hr/>		
—		
	-	-
	26,401	-
	86,266	-
	-	-
	85,207	-
	<hr/>	<hr/>
	197,874	-
	<hr/>	<hr/>
		85,207
		86,266
		-
		26,401
		-

2016 11 11
11 &

36,377,000

¼

74,954,000

Å

()

2018 1 1 2018 6 30
()

()

11

	2018 6 30	2017 12 31
/	957,244	753,612
	-	408,000
	19,000	
	23,444	36,684
	<u>999,688</u>	<u>1,198,296</u>

2018 6 30

	3,684,984	19,000
	48,860	-
	<u>3,733,844</u>	<u>19,000</u>

12

	2018 6 30	2017 12 31
	<u>29,620</u>	<u>—</u>
	<u>29,620</u>	<u>—</u>
—	31,604	—
—	(1,984)	—
	<u>29,620</u>	<u>—</u>

()

2018 1 1 2018 6 30
()

()

13

2018 6 30	2017 12 31
20,169,825	20,223,046
(6,485,363)	(7,514,064)
<u>13,684,462</u>	<u>12,708,982</u>
67,159	83,048
<u>281,622</u>	<u>273,516</u>
14,033,243	13,065,546
(317,906)	(185,006)
<u>13,715,337</u>	<u>12,880,540</u>

2018 06 30
(2017 12 31)

5%(5%)

12 31))

()

	2018 6 30	2017 12 31
1 (1)	5,773,722	6,260,716
1 2 (2)	3,901,812	3,240,272
2 3 (3)	2,202,144	2,254,953
3	14,269,569	14,727,821
	<u>26,147,247</u>	<u>26,483,762</u>
	(7,720,528)	(8,813,914)
	<u>18,426,719</u>	<u>17,669,848</u>

2018 6 30
1,255,723,000)

(2017 12 31

()

2018 1 1 2018 6 30
()

()

14

(1)

	2018 6 30	2017 12 31
(2)	547,945	525,312
(3)	1,904,826	1,873,185
	<u>2,452,771</u>	<u>2,398,497</u>
	(2,072)	(2)
	<u>2,450,699</u>	<u>2,398,495</u>

(2)

		2017 12 31						2018 6 30			
fl	£	fl	£	45,328	-	3,763	-	-	-	49,091	-
				1,814	-	-	-	-	-	1,814	-
				11,132	-	185	-	-	82	11,399	-
				66,134	-	(66)	-	-	-	66,068	-
	fl	£		25,111	-	811	-	-	-	25,922	-
				15,060	-	1,651	-	-	111	16,822	-
				5,200	-	520	-	-	46	5,766	-
				30,925	-	2,387	-	-	253	33,565	-
				7,226	-	346	-	-	37	7,609	-
				212,776	-	12,908	-	-	-	225,684	-
				78	-	(78)	-	-	-	-	-
				52,073	-	(503)	-	-	-	51,570	-
fl	£	fl	£	21,083	-	(207)	-	-	-	20,876	-
				31,372	-	-	-	-	387	31,759	-
				<u>525,312</u>	-	<u>21,717</u>	-	-	<u>916</u>	<u>547,945</u>	-

2

()

2018 1 1 2018 6 30
()

()

14 ()

(3)

2017
12 31

2018
6 30

()

2018 1 1 2018 6 30
()

()

14 ()

(3) ()

	2017 12 31										2018 6 30	
(“ ”)	119,246	-	-	-	-	-	-	1,485	-	-	120,731	-
	1,132	-	-	144	-	-	(579)	-	-	-	697	-
	6,296	-	-	-	-	-	-	-	-	-	6,296	-
CIMC Arabia Factory Company Limited	2,971	-	-	-	-	-	-	-	-	-	2,971	-
North searigas ltd	12,781	-	-	-	-	-	-	-	-	-	12,781	-

()

2018 1 1 2018 6 30
()

()

14 ()

(3) ()

()

2018 1 1 2018 6 30
()

()

14 ()

(3) ()

TSC

20%

2018 6 30

(2017 12 31)

MSC

()

2018 1 1 2018 6 30
()

()

15

	2018 6 30	2017 12 31
—	236,200	—
—	568,700	—
—	25,300	—
—	10	—
—	1	—
—	175,819	—
—Otto Energy Limited	4,210	—
	<u>1,010,240</u>	<u>—</u>

()

2018 1 1 2018 6 30
()

()

15

	2018 6 30	2017 12 31
—	8,125	—
—	273,775	—
	<u>281,900</u>	<u>—</u>
—	380,780	—
—	142,220	—
	<u>523,000</u>	<u>—</u>
—	20,000	—
—	5,300	—
	<u>25,300</u>	<u>—</u>
—	10	—
—	-	—
	<u>10</u>	<u>—</u>
—	1	—
—	-	—
	<u>1</u>	<u>—</u>
—	191,722	—
—	(15,903)	—
	<u>175,819</u>	<u>—</u>
Otto Energy Limited		
—	4,582	—
—	(372)	—
	<u>4,210</u>	<u>—</u>

16

2018 6 30

2017 12

()

2018 1 1 2018 6 30
()
()

17

2017 1 1	1,139,285	613,323	1,752,608
	5,344	-	5,344
	21,120	-	21,120
	90,231	-	90,231
	34,424	-	34,424
	6,681	-	6,681
	(26,574)	(150,800)	(177,374)
	(5,045)	(48,800)	(53,845)
2017 12 31	<u>1,265,466</u>	<u>413,723</u>	<u>1,679,189</u>
2018 1 1	1,265,466	413,723	1,679,189
	2,081	-	2,081
2018 6 30	<u>1,267,547</u>	<u>413,723</u>	<u>1,681,270</u>

(2017 1-6)

2018 6 30 322,910,000 (2017 12 31 216,849,000)
208,760,000 2018 2019 2018 6 30
(2017 12 31 208,760,000)

()

2018 1 1 2018 6 30
()

()

18

	2018 6 30	2017 12 31
(a)	22,675,284	22,941,021
(b)	160,792	147,661
	<u>22,836,076</u>	<u>23,088,682</u>

(a)

2017 12 31	11,487,473	9,845,355	2,291,556	1,120,789	7,681,718	1,267,335	33,694,226
	-	-	432	63	-	-	495
	54,320	101,819	45,444	140,529	15,342	-	357,454
	34,316	199,906	21,436	15,024	-	-	270,682
	(164,616)	(87,055)	(25,266)	(30,366)	-	-	(307,303)
	-	-	-	-	-	-	-
	-	-	-	-	-	-	-
	(8,211)	(4,433)	11,561	340	78,733	9,023	87,013
2018 6 30	11,403,282	10,055,592	2,345,163	1,246,379	7,775,793	1,276,358	34,102,567
2017 12 31	2,933,679	4,396,754	1,168,294	543,978	1,158,593	261,887	10,462(294)-287.6(9)-846.4(

()

2018 1 1 2018 6 30
()

()

18 ()

(a)

2018 6 30 255,395,000 (406,211,000) 500,000,000
%

()

2018 1 1 2018 6 30
()

()

18 ()

(a)

(3)

S

369,601

(b)

()

2018 1 1 2018 6 30
()

()

19

(1)

	2018 6 30			2017 12 31		
	19,295,886	-	19,295,886	18,723,948	-	18,723,948
H273 H1284	2,828,966	-	2,828,966	2,750,212	-	2,750,212
	106,769	-	106,769	76,842	-	76,842
	66,004	-	66,004	54,583	-	54,583
	53,905	-	53,905	50,897	-	50,897
	18,265	-	18,265	18,030	-	18,030
	17,534	-	17,534	15,633	-	15,633
	228,065	-	228,065	-	-	-
	17,995	-	17,995	13,678	-	13,678
	11,704	-	11,704	11,522	-	11,522
	-	-	-	11,414	-	11,414
	116,763	-	116,763	5,352	-	5,352
	4,615	-	4,615	4,615	-	4,615
	-	-	-	4,601	-	4,601
2000T	3,178	-	3,178	3,178	-	3,178
	3,292	-	3,292	1,956	-	1,956
	694,773	(1,320)	693,453	449,444	(1,320)	448,124
	<u>23,467,714</u>	<u>(1,320)</u>	<u>23,466,394</u>	<u>22,195,905</u>	<u>(1,320)</u>	<u>22,194,585</u>

2018 6 30
12 31 1,548,112,000)
3.53%)

1,807,840,000 (2017
4.91% (2017

2018 6 30 (2017 12 31)

()

2018 1 1 2018 6 30
()

()

19 ()

(2)

2017
12 31 08w• 18 @ÑÓ€ F 8)

2018 6 30 1,320,000 (2017 12 31 1,320,000)

()

2018 1 1 2018 6 30
()

()

20

(2) 2018 6 30

54,163
43,000
1,734
<u>98,897</u>

(3) 2018 6 30 (2017 12 31)

(4) 2018 6 30
53,300,000 (2017 12 31 53,300,000)

21

2017 12 31		2018 6 30	
47,629	12,885	-	60,514
19,770	185	-	19,955
<u>67,399</u>	<u>13,070</u>	<u>-</u>	<u>80,469</u>

2018 1-6 340,299,000 (2017 1-6 309,498,000)
 327,229,000 (2017 1-6 288,459,000) , 13,070,000
 (2017 1-6 21,039,000) 2018 1-6
 0%(2017 1-6 9.61%)

()

(-0.00370 T

()

2018 1 1 2018 6 30
()

24

/

(1)

		/()	/()
	3,022,208	712,326	3,015,044
	1,037,318	218,631	999,526
	1,597,624	343,314	1,750,600
	230,674	47,620	555,749
	2,650,578	507,027	2,572,434
	163,734	37,227	1,063
	3,048	762	3,048
	19,816	4,335	18,136
	210,082	42,017	318,960
	8,935,082	1,913,259	9,234,560
	(115,404)	(454,157)	(2,285,238)
	8,819,678	1,459,102	6,949,322
			1,416,637
% fl % £		276,044	443,585
%		1,183,058	973,052
		1,459,102	1,416,637
	(7,759)	(1,675)	(5,563)
	(422,627)	(101,233)	(611,525)
	(1,052,706)	(240,396)	(1,046,962)
	(1,819,792)	(454,948)	(2,274,744)
fl £	(575,750)	(142,660)	(550,204)
	(229,210)	(48,682)	(380,036)
	(262,580)	(65,645)	(262,580)
	(1,046,367)	(208,956)	(234,564)
	(5,416,791)	(1,264,195)	(5,366,178)
	115,404	454,157	2,285,238
	(5,301,387)	(810,038)	(3,080,940)
			(801,337)
% fl % £		(103,705)	(165,263)
%			

()

2018 1 1 2018 6 30
(

()

2018 1 1 2018 6 30
()

()

25

	2018 6 30	2017 12 31
(i)	17,366	-
	7,304	13,516
	6,956	6,956
	-	64,094
	-	3,249
	-	71
	<u>31,626</u>	<u>87,886</u>
2018 6 30 (2017 12 31)		5%(5%)
(i):		- 1
	10.62%	(15.00% 70.80%)

26

2017 12 31	2018 1 1	2018 6 30
---------------	-------------	--------------

()

2018 1 1 2018 6 30
()

()

27

2018 6 30

2017 12 31

2018 6 30

-	1	1,353,836	218,696	(550,157)	-	1,022,375
-	4	72,475	7,697	(8,623)	-	71,549
-				" "		

18

28

()

2018 1 1 2018 6 30
()
()

28

(1)

	2018 6 30	2017 12 31
(a)	185,894	417,560
	2,142,949	1,506,156
	359,271	364,490
	<u>2,688,114</u>	2,288,206
(b)	51,910	96,987
	<u>51,910</u>	96,987
(c)	<u>165,150</u>	-
	14,022,114	10,133,467
	152,649	197,552
	4,339,571	2,330,975
	309,213	249,100
	55,581	-
	<u>18,879,128</u>	12,911,094
	<u>19,000</u>	21,060
	<u>19,000</u>	21,060
	21,803,302	15,317,347

()

2018 1 1 2018 6 30
()

()

28 ()

(1) ()

(a) 2018 6 30 614,900,000 ;
Ziegler 46,957,000(359,271,000);
19,900,000 ;
1,200,278,000 8,093,000(
53,562,000); 30,000,000
97,009,000 20,000,000
132,332,000 180,862,000

(b) 2018 6 30 51,910,000

(c) 2018 6 30 165,150,000

(d) 2018 6 30 5%(5%)

(e) 2018 6 30 1.40% 6.80%(2017 12 31 1.30% 6.09%)

()

2018 1 1 2018 6 30
()

()

29

(1)

a

b

2018 6 30

544,292,000 (2017

()

2018 1 1 2018 6 30
()

()

29

()

(2)

5%(5%)

30

2018 6 30

2017 12 31

5,169,120

5,169,120

—

—

()

2018 1 1 2018 6 30
()

()

32

2018 6 30	2017 12 31
307,322	186,770
497,128	822,993
36,335	32,777
18,330	26,230
12,741	16,385
191,491	184,597
138,992	94,234
<u>1,202,339</u>	<u>1,363,986</u>

()

2018 1 1 2018 6 30
()

()

33

(1)

2018 6 30	2017 12 31
2,114,497	2,272,430
2,035,682	1,881,848
490,978	638,480
562,643	314,679
67,225	95,402
32,178	65,395
111,859	760,942
19,828	20,755
601	2,063
2,777	16,930
474	280
-	27,517
398,872	239,828
605	-
698,775	377,793
249,980	199,980
179,711	39,082
219,554	86,241
49,530	52,490
869,201	254,434
48,417	254,434
820,784	-
978,177	517,992
<u>8,384,372</u>	<u>7,486,768</u>

(2) 1

(3) 5%(5%)

()

2018 1 1 2018 6 30
()

()

34

	2018 6 30	2017 12 31
!	1,467,644	2,134,980
!	1,771,992	1,476,028
!	68,102	371,618
	<u>3,307,738</u>	<u>3,982,626</u>
	77,812	107,388
	(4,073)	(14,034)
	<u>73,739</u>	<u>93,354</u>
	3,478	7,255
	<u>77,217</u>	<u>100,609</u>
	143	2,344
	<u>3,385,098</u>	<u>4,085,579</u>

35

	2018 6 30	2017 12 31
%	1,000,000	-
	14,288	-
&	-	588,235
	916	7,672
	<u>1,015,204</u>	<u>595,907</u>

(1)

2016 6 21

2016 7 28

[2016] SCP206

150

2018 6 20

2018

10

(2)

Fortune

2016 5 20 Fortune

Fortune

90,000,000(

4.5
588,235,000)

2017 10 17

2018 1 17

()

2018 1 1 2018 6 30
()

()

36

(1)	2018 6 30						
	752,903,000()	4,981,656,000)		267,810,000(1,771,992,000	
(2)	2018 6 30					14,900,000	
	CIMC Vehicles UK Limited [Vehicles UK]			24,000,000(207,792,000	
		6,094,000(52,678,000				
		6,878,000				77,988,000	
	516,018,000		2,331,000(15,424,000			
		143,558,000	Fortune	2			

()

2018 1 1 2018 6 30
()

()

38

2018 6 30	2017 12 31
202,449	229,806
(4,956)	(10,585)
<u>197,493</u>	<u>219,221</u>
99,082	101,834
14,055	14,127
500	26,214
<u>311,130</u>	<u>361,396</u>

(1)

2018 6 30
(6 30))

(

	2018 6 30	2017 12 31
% (1)	77,812	107,388
% 2 (2)	130,706	182,388
& 3 (3)	53,379	5,427
'	18,364	41,991
	<u>280,261</u>	<u>337,194</u>
	(9,029)	(24,619)
	<u>271,232</u>	<u>312,575</u>

(2)

5%(5%)

(3)

2017 12 31	2018 6 30
14,127	14,055
200	(272)

()

2018 1 1 2018 6 30
()

()

39

c33104216

()

2018 1 1 2018 6 30
()

40 ()

(1)

2017 12 31								2018 6 30	/
188,540	-	-	-	-	-	-	-	188,540	
177,121	-	-	(3,566)	-	-	-	-	173,555	
76,927	-	-	(1,735)	-	-	-	-	75,192	
46,384	-	-	(1,573)	-	-	-	-	44,811	
38,000	-	-	-	-	-	-	-	38,000	
28,612	-	-	(793)	-	-	-	-	27,819	
27,321	-	-	(462)	-	-	-	-	26,859	
27,537	-	-	(1,155)	-	-	-	-	26,382	
6,301	21,700	-	(4,922)	-	-	-	-	23,079	
14,840	-	-	-	-	-	-	-	14,840	
13,484	-	-	(566)	-	-	-	-	12,918	
11,092	-	-	(152)	-	-	-	-	10,940	
9,599	-	-	(131)	-	-	-	-	9,468	
8,440	-	-	-	-	-	-	-	8,440	
8,205	-	-	-	-	-	-	-	8,205	
7,820	-	-	(100)	-	-	-	-	7,720	
8,440	-	-	-	-	-	-	-	8,440	

()

2018 1 1 2018 6 30
()

()

41

	2018 6 30	2017 12 31
ffL	1,249,826	1,249,826
	487,632	487,632
	12,286	11,607
!	1,118	
	38,283	37,807
	524,143	22,681
	<u>2,313,288</u>	<u>1,809,553</u>

(1) 2015 12 18 ()
 () ()
) ()
) 2016 1
 166,173,000(2016 1 22 1,089,580,000) 15,233,000(
 100,000,000) 2015 12 9,288,117(2015 12 18 60,246,000
) 100,000,000 16.822% 1.544% 0.929% 1.544%
 2020 12 31 IPO
 ()
 (a) (b)
 () 8%

2018 6 30
 1,249,826,000 (2017 12 31 1,249,826,000)

()

2018 1 1 2018 6 30
()

()

42

2017 12 31					2018 6 30
<u>499</u>	<u>-</u>	<u>-</u>	<u>381</u>	<u>880</u>	
1,265,813	2,067	-	(381)	1,267,499	
<u>1,716,577</u>	<u>-</u>	<u>-</u>	<u>-</u>	<u>1,716,577</u>	
<u>2,982,889</u>	<u>2,067</u>	<u>-</u>	<u>-</u>	<u>2,984,956</u>	
2016 12 31					2017 12 31
<u>699</u>	<u>-</u>	<u>-</u>	<u>(200)</u>	<u>499</u>	
1,261,301	4,312	-	200	1,265,813	
<u>1,716,577</u>	<u>-</u>	<u>-</u>	<u>-</u>	<u>1,716,577</u>	
<u>2,978,577</u>	<u>4,312</u>	<u>-</u>	<u>-</u>	<u>2,982,889</u>	
1.00					

()

2018 1 1 2018 6 30
()

()

43

2017 12 31

2018 6 30

2,033,043

51,900

(2,084,943)

-

2016 12 31

2017 12 31

2,049,035

87,808

(103,800)

2,033,043

2015 6 16
1,981,143,000

20

3

5.19%

2016 6 16

4

3

2018 6 16

(

)

2018 6 19

2015

()

2018 1 1 2018 6 30
()

()

44

2017
12 31

2018
6

()

2018 1 1 2018 6 30
()

()

45

		2018 1-6					
		2017			2018		
		12 31			6 30		
—		43,754	-	-	-	-	43,754
—		(489)	-	(50,744)	-	(50,744)	(51,233)
—		3,734	-	(2,946)	442	(2,504)	1,230
—		-	456,295	-	-	-	456,295
—		(288,833)	-	(158,306)	-	(170,394)	(459,227)
—		(2,287)	-	1,331	(266)	1,065	(1,222)
—		(39,086)	-	-	-	-	(39,086)
—		16,448	-	-	-	-	16,448
-		486,062	-	-	-	-	486,062
		219,303	456,295	(210,665)	176	(222,577)	12,088
							453,021

		2016				2017	
		12 31				12 31	
-		43,754	-	-	-	-	43,754
-		(3,344)	862	(294)	568	-	(2,776)
-		80	4,299	(645)	3,654	-	3,734
-		(164,200)	(182,393)	-	(124,633)	(57,760)	(288,833)
		-	(52,115)	13,029	(39,086)	-	

46

()

2018 1 1 2018 6 30
()

()

46 ()

10%

(50%)

47

(1)

s)Đ n ĐNÇç1à

2018 6 8
2018

2018 7 20

0.27

()

2018 1 1 2018 6 30
()

()

48

()

(1)

2018

		37,531,525	33,191,967	27,745,363	22,723,465
		2,653,406	2,274,982	2,752,566	2,371,653
		1,800,838	1,182,121	1,649,559	1,394,104
fl	£	428,127	284,365	378,592	317,409
		147,454	118,794	130,848	104,986
		42,561,350	37,052,229	32,656,928	26,911,617

(2)

()

2018 1 1 2018 6 30
()

()

49

2018 1-6	2017 1-6	
47,877	44,238	7%
25,687	17,849	
35,991	35,470	3%
56,100	57,577	
36,341	37,406	
18,222	13,490	
9,739	10,153	

% of the total @ 4 wGO

50

()

2018 1 1 2018 6 30
()

()

51

2018 1-6	2017 1-6
1,094,734	1,004,200
127,608	113,415
119,791	134,408
112,120	110,796
82,007	75,806
68,232	165,200
56,379	34,293
46,776	49,006
4,435	9,583
360,442	382,873
<u>2,072,524</u>	<u>2,079,580</u>

52

2018 1-6	2017 1-6
327,229	288,459

53

-

	2018 1-6	2017 1-6
	897,655	779,849
	263,549	257,584
	222,248	117,661
()/	(58,230)	111,742
	38,896	77,905
	<u>392,524</u>	<u>594,251</u>

()

()

(

()

2018 1 1 2018 6 30
()

()

57

	2018 1-6	2017 1-6
	33,557	(1,830)
	6,906	4,106
	-	533
	25,375	2,538
/()	116,892	(25,460)
	13,041	9,485
	<u>195,771</u>	<u>(10,628)</u>

58

	2018 1-6	2017 1-6
-		
1.	21,284	29,834
2.	129,930	(73,769)
-	(33,557)	1,830
	<u>117,657</u>	<u>(42,105)</u>
-		
/()	(162,154)	9,479
	<u>(162,154)</u>	<u>9,479</u>
	<u>(44,497)</u>	<u>(32,626)</u>

59

2018 1-6	2017 1-6	2018 1-6
37,319	6,804	37,319
-	6,935	-
<u>37,319</u>	<u>13,739</u>	<u>37,319</u>

()

2018 1 1 2018 6 30
()

()

60

2018 1-6	2017 1-6	2018 1-6
2,344	2,694	2,344
1,301	5,868	1,301
4,191	7,348	4,191
14,057	37,306	14,057
<u>21,893</u>	<u>53,216</u>	<u>21,893</u>

61

2018 1-6	2017 1-6	2018 1-6
507	352	507
2,956	1,699	2,956
6,181	11,486	6,181
943	679	943
9,878	800	9,878
<u>20,465</u>	<u>15,016</u>	<u>20,465</u>

()

2018 1 1 2018 6 30
()

()

62

2018 1-6	2017 1-6
547,793	499,609
(33,939)	10,024
<u>513,854</u>	<u>509,633</u>

2018 1-6	2017 1-6
1,829,811	1,576,142
451,757	395,233
(78,348)	(63,499)
13,606	20,714
(76,982)	(90,621)
(21,020)	(5,941)
168,984	112,902
58,317	142,126
(1,307)	(735)
(1,153)	(546)
<u>513,854</u>	<u>509,633</u>

()

2018 1 1 2018 6 30
()

()

63

(1)

2018 1-6

2017 1-6

965,397

796,898

(51,900)

(35,908)

913,497

760,990

2,984,385

2,979,059

fl Ł
()

(/)

0.3061

0.2554

0.3061

0.2554

(2)

(a)

()

2,984,384,669

2.01%

6,000

()

2018 1 1 2018 6 30
()

()

64

(1)

<u>2018 1-6</u>	<u>2017 1-6</u>
291,227	595,255
4,191	24,192
1,301	6,935
68,063	83,278
<u>364,782</u>	<u>709,660</u>

(2)

<u>2018 1-6</u>	<u>2017 1-6</u>
592,702	520,417
82,007	75,806
327,229	288,459
61,853	44,543
23,596	24,163
360,442	422,873
363,011	146,851
<u>1,810,840</u>	<u>1,523,112</u>

(3)

<u>2018 1-6</u>	<u>2017 1-6</u>
752,134	-
<u>752,134</u>	<u>-</u>

(4)

	<u>2018 1-6</u>	<u>2017 1-6</u>
fl	18,332	4,506
£	62,700	-
	<u>81,032</u>	<u>4,506</u>

(5)

<u>2018 1-6</u>	<u>2017 1-6</u>
-	81,616
-	

()

2018 1 1 2018 6 30
()

()

65

(1)

(a)

				2018 1-6	2017 1-6
				1,315,957	1,066,509
				84,565	234,437
				805,668	916,498
				158,148	175,734
				58,179	60,679
				(37,319)	(13,739)
	#fl	£	#fl	£	
				44,497	32,626
				457,520	404,604
fl	£#			(195,771)	10,628
				4,435	9,583
	fl	£#		(42,907)	(19,246)
				8,968	30,470
				1,815,656	922,591
				(6,805,317)	(6,337,636)
	fl	£#		1,471,482	1,838,046
				<u>(856,239)</u>	<u>(668,216)</u>

(b)

	2018 1-6	2017 1-6
	4,643,026	5,940,423
	5,442,857	6,338,667
#	<u>(799,831)</u>	<u>(398,244)</u>

()

a

2018 1 1 2018 6

((

()

2018 1 1 2018 6 30
()

()

66

2018 6 30

-	197,005	7.6511	1,507,302
	495,300	6.6181	3,277,943
	377,446	0.8431	318,225
	7,203	8.6580	62,366
	388,749	0.1998	77,672
	3,599	4.8638	17,504
	208,130	0.0599	12,467
			133,244
			5,406,723
-	2,298,107	6.6181	15,209,105
	167,994	7.6511	1,285,339
	49,831	8.6580	431,439
	509,933	0.0599	30,545
	38,189	0.8431	32,197
	6,132	4.8638	29,827
	32,988	0.1998	6,591
			267,811
			17,292,854
-	121,784	6.6181	805,981
	23,434	7.6511	179,298
	4,265	8.6580	36,930
	21,862	0.8431	18,432
	304	4.8638	1,477
	3,884	0.1998	776
			80,653
			1,123,547
-	50,460	6.6181	333,952
	25,067	8.6580	217,030
	48,795	0.8431	41,139
			6,415
			598,536

()

2018 1 1 2018 6 30
()

()

66

()

2018 6 30

-			
	2,173,306	6.6181	14,383,158
	66,908	7.6511	511,920
			347,293
			15,242,371
-			
	230,507	6.6181	1,525,517
	52,741	8.6580	456,632
	149,913	7.6511	1,146,996
	67,031	0.8431	56,514
	6,856	4.8638	33,345
	92,888	0.1998	18,559
			200,988
			3,438,551
-			
	151,340	6.6181	1,001,586
	40,722	7.6511	311,569
	9,425	8.6580	81,599
	207,396	0.0599	12,423
	9,768	0.8431	8,235
	1,393	4.8638	6,774
	17,593	0.1998	3,515
			153,531
			1,579,232
-			
	3,266,680	6.6181	21,619,216
	17,916	8.6580	155,114
		4.8638	123
			21,774,453
-			
	23,137	6.6181	153,120

((1)(a))

()

2018 1 1 2018 6 30

()

2018 1 1 2018 6 30
()

1

2018 6 30
702,229,906.84

623

346

()

2018 1 1 2018 6 30
()

()

1 ()

(1)

(i)

1	()	,	13,769.87	100.00%	-
2	()	,	8,000	-	100.00%
3	()		2,400	-	70.00%
4	()		770	-	71.00%
5	()		5,000	-	100.00%
6	()		3,995.64	18.50%	81.50%

()

2018 1 1 2018 6 30
()

()

1 ()

(1) ()

(i) ()

()

2018 1 1 2018 6 30
()

()

1 ()

(1) ()

(i) ()

13		65,49.8958	-	100.00%
()				
14		3,500	-	70.31%
()				
15		4,770	-	70.31%
()				
16		20,000	-	63.33%
()				
17		6,288	44.34%	35.25%
()				

()

2018 1 1 2018 6 30
()

()

1 ()

(1) ()

(i) ()

18	300	-	100.00%
()			

19	9,020.41	-	63.33%
()			

20	3,000	12.00%	74.76%
()			

21

()

2018 1 1 2018 6 30
()

()

1 ()

(1) ()

(i) ()

24	()	2,500	-	63.33%
25	()	12,900	-	63.33%
26	()	13,793	-	63.33%
27	()	1,000	-	63.33%
28	()	7,000	75.00%	25.00%
29	()	2,940.50	-	75.80%

()

2018 1 1 2018 6 30
()

()

1 ()

(1) ()

(i) ()

30 , 6,994.56 - 70.31%
()

31 1,350 - 54.70%
()

32

()

2018 1 1 2018 6 30
()

()

1 ()

(1) ()

(i) ()

36	()	3,000	-	100.00%
37	()	20,412.30	98.53%	1.47%
38	()	8,000	-	63.33%
39	()	21,		

()

2018 1 1 2018 6 30
()

()

1 ()

(1) ()

(i) ()

41		1,000	-	83.50%
()				
42		2,012	-	100.00%
()				
43	()	800	75.00%	25.00%
()				
44		4,517	62.70%	37.30%
()				
45		7,029.4188	59.46%	8.54%
()				
46		45,000	-	100.00%
()				

()

()

()

2018 1 1 2018 6 30
()

()

1 ()

(1) ()

(i) ()

59	()	6,000	-	63.33%
60	()	50,000	100.00%	-
61	()	7,500	100.00%	-
62	()	1,000	-	63.33%
63	()	L\$ 0	L\$ 0	29,776.20 - 63.33%

()

2018 1 1 2018 6 30
()

()

1 ()

(1) ()

(i) ()

65	()	14,000	100.00%	-
66	()	20,000	95.00%	5.00%
67	()	1,000	-	100.00%
68	()	529,282.89	100.00%	-
69	()	1,500	-	63.33%
		69		1,000

()

2018 1 1 2018 6 30
()

()

1 ()

(1) ()

(i) ()

71	()	15,000	-	100.00%
72	()	5,000	-	73.05%
73	()	5,000	-	100.00%
74	()	97,900	-	100.00%
75	()	5,000	-	63.33%
76	()	6,000	-	54.70%

()

2018 1 1 2018 6 30
()

()

1 ()

(1) ()

(i) ()

77		6,451.6129	- 61.50%
()			
78		600	- 43.32%
()			
79		10,000	- 58.43%
()			
80		1,000	- 100.00%
()			
81	()	100,000	- 100.00%
()			

()

()

2018 1 1 2018 6 30
()

()

1 ()

(1) ()

(i) ()

88		8,000	-	50.31%
()				
89	()	2,000	-	32.82%
(())				
90	()	150	-	60.00%
()				
91		1,500	-	34.45%
()				
92		2,000	-	70.31%
()				

()

()

2018 1 1 2018 6 30
()

()

1 ()

(1) ()

(i) ()

99	()	60,000	-	100.00%
100	()	50,000	-	100.00%
101	()	5,000	-	100.00%
102	()	3,000	-	70.06%
103	()	3,000	-	100.00%
104	()	2,500	-	61.50%

()

2 1 1 2 6 3

0

0

0

()

2018 1 1 2018 6 30
()

()

1 ()

(1) ()

(i) ()

117		650,000	-	15.00%
()				
118		5,000	-	100.00%
()				
119		15,000	-	51.00%
()				
120		2,000	-	51.00%
()				
121	()	3,000	-	70.31%
()	()			

()

2018 1 1 2018 6 30
()

()

1 ()

(1) ()

(i) ()

122	2,000	-	70.00%
()			
123	20,000	-	50.66%
()			
124	3,001	-	63.33%
()			
125	2,000	-	63.33%
()			

()

2018 1 1 2018 6 30
()

()

1 ()

(1) ()

(i) ()

126			10,000	-	100%
()					
127			7,000	-	51.00%
()					
128	()		2,000	-	30.60%
()					
129	()		3,000	-	100.00%
()					
130			2,000	-	33.15%
()					
131	()		2,000	-	30.60%
()					
132		()	3,000		70.31%
()					

()

2018 1 1 2018 6 30
()

()

1 ()

(1) ()

(i) ()

133		10,000	- 31.37%
()			

134		2,000	-100.00%
()			

135		1,000	-100.00%
()			

136		1,000	- 85%
()			

137		5,000	-80%
()			

()

2018 1 1 2018 6 30
()

1 ()

(1) ()

(i) ()

138 3,000 - 70.31%
()

139 2,100 - 70.31%
(A ^ ^

()

2018 1 1 2018 6 30
()

()

1 ()

(1) ()

(ii)

141	CIMC Holdings (B.V.I.) Limited (CIMC BVI)	5	-	100.00%
142	CIMC Tank Equipment Investment Holdings Co., Ltd. ()	468	-	100.00%
143	fl £ ()	26,000	-	51.93%
144	CIMC Vehicle Investment Holding Co., Ltd. (CIMC Vehicle BVI)	1	-	63.33%
145	CIMC Europe BVBA (BVBA)	18,550	-	100.00%
146	China International Marine Containers (Hong Kong) Limited ()	200	100.00%	-

()

2018 1 1 2018 6 30
()

()

1 ()

(1) ()

(ii) ()

147 CIMC Burg B.V. (Burg)	9	-	100.00%
148 Charm Wise Limited (Charm Wise)	5	-	100.00%
149 Gold Terrain Assets Limited (GTA)	5	-	100.00%
150 Full Medal Ltd. (Full Medal)	5	-	70.31%
151 Charm Ray Holdings Limited (Charm Ray)	1	-	70.31%
152 Charm Beat Enterprises Limited (Charm Beat)	5	-	63.33%

()

2018 1 1 2018 6 30
()

()

1 ()

(1) ()

(ii) ()

153 Sharp Vision Holdings Limited (Sharp Vision)	1	-	100.00%
154 Sound Winner Holdings Limited (Sound Winner)	5	-	70.31%
155 Grow Rapid Limited (Grow Rapid)	1	-	100.00%
156 Powerlead Holding Ltd. (Powerlead)	10	-	100.00%
157 Coöperatie Vela Holding U.A. (Coöperatie Vela Holding U.A.)	7,500	-	70.31%
158 Innovate Alliance Limited (Innovate)	1	-	100.00%

()

2018 1 1 2018 6 30
()

()

1 ()

(1) ()

()

2018 1 1 2018 6 30
()

()

1 ()

(1) ()

(ii) ()

165 Beacon holdings Group Ltd (Beacon holdings)	2,400	-	100.00%
166 Lihua Logistics Company Limited (Lihua)	485	-	75.00%
167 Beacon Pacific Group Ltd. (Beacon Pacific)	4,250	-	100.00%
168 CIMC Holdings Australia Pty Ltd (Holdings Aus)	872.40	-	63.33%
169 CIMC Trailer Poland SP Zoo (Trailer Poland SP Zoo)	300	-	63.33%
170 CIMC MBS Hong Kong Limited (MBS (HK))	5	-	100.00%

()

2018 1 1 2018 6 30
()

()

1 ()

(1) ()

(ii)

()

2018 1 1 2018 6 30
()

()

1 ()

(1) ()

(ii) ()

177 Adventure Explorer Limited
(Adventure)

1 - 100.00%

178 Glamor East Limited
(Glamor)

1 - 100.00%

()

2018 1 1 2018 6 30
()

()

1 ()

(2)

(3)

(i)

1 (, 12,274.57 - 45.26%

()

2018 1 1 2018 6 30
()

()

1 ()

(3) ()

(i) ()

6	()	1,546.93	47.50%	52.50%
7	()	2,850	-	94.74%
8	()	1,893.01	-	55.10%
9	()	2,300	-	100.00%
10	()	43,430.08	-	63.33%
11	()	20,534	-	63.33%

()

2018 1 1 2018 6 30
()

()

1 ()

(3) ()

(i) ()

12	()	79,553.20	-	70.31%
13	()	450	-	70.00%
14	()	3,410	-	100.00%
15	()	2,000	-	80.00%
16	()	6,080.84	-	70.31%
17	()	3,200	-	70.31%

()

2018 1 1 2018 6 30
()

()

1 ()

(3) ()

(i)

()

2018 1 1 2018 6 30
()

()

1 ()

(3) ()

(i) ()

23
()

229,119 - 83.20%

24
()

12,598 - 70.95%

25

- 70.9 - 1970Tj00€L04 - 50 - 1170 (L0018f025 D*9#10"10;8E00

()

2018 1 1 2018 6 30
()

()

1 ()

(3) ()

(i) ()

28		2,500	-	38.29%
()				
29		1,000	-	49.20%
()				
30		8,800	-	70.31%
()				
31		5,195.60	-	75.00%
32		2,130	-	51.00%
()				

()

2018 1 1 2018 6 30
()

()

1 ()

(3) ()

(i) ()

38		1,000	-	75.00%
()				
39	()	5,000	-	75.00%
()				
40		562.88	-	75.00%
()				
41	()	750	-	70.00%
()				
42	()	51.3	-	70.00%
()				

()

2018 1 1 2018 6 30
()

()

1 ()

(3) ()

(i) ()

43	()	3,000	-	45.00%
44	()	50,000	-	70.06%
45	()	1,000	-	70.06%
46	()	2,500	-	45.69%
47	()	2,049.21	-	83.12%
48	()	157,000	70.06%	-
49	()	15,800	-	70.06%

()

()

2018 1 1 2018 6 30
()

()

1 ()

(3) ()

(i) ()

55 100 - 59.47%
()

56 102,396.68 - 70.31%
()

57 2,000 - 50.00%
()

58 10,000 ~ /

()

2018 1 1 2018 6 30
()

()

1 ()

(3) ()

(ii)

59	CIMC Rolling Stock Australia Pty Ltd. (CIMC Rolling Stock Australia)	50,000	-	74.33%
60	()	12,000	-	70.31%
61	Burg Industries B.V. (Burg Industries)	841,267	-	100.00%
62	CIMC ENRIC Tank and Process B.V.	1s9 TD7TW	1s9 TD7TW	1s9 TD7TW

()

2018 1 1 2018 6 30
(

()

2018 1 1 2018 6 30
()

()

1 ()

(3) ()

(ii) ()

76	Direct Chassis LLC (DCEC)		1,000	-	63.33%
77	CIMC TGE Gas Investments SA (TGE SA)		5	-	60.00%
78	TGE Gas Engineering GmbH (TGE Gas Engineering GmbH)	LNG LPG	100	-	60.00%
		EP+CS()			
79	CIMC Raffles Offshore(Singapore) Limited (Offshore (Singapore))		594,416,915	-	85.00%
			303,122,013		
		(FPSO) (FSO)			
80	CIMC Raffles Investments Limited		2	-	85.00%
81	CIMC Raffles Leasing Pte.Ltd.		2	-	85.00%

()

2018 1 1 2018 6 30
()

()

1 ()

(3) ()

(ii) ()

82	Caspian Driller Pte. Ltd.	3,000	-	85.00%
83	Technodyne International Limited (Technodyne)	100	-	60.00%
84	Gadidae AB.	100	-	85.00%
85	Perfect Victor Investments Limited (Perfect Victor)	1	-	100.00%
86	Ziemann Holvrieka GmbH (Ziemann Holvrieka GmbH)	1,600	-	70.31%
87	Albert Ziegler GmbH (Ziegler)	1,354.30	-	60.00%
88	Bassoe Technology AB (Bassoe)	100	-	100.00%
89	CIMC MBS LIMITED (Verbus Systems)	3,884,303	-	100.00%

	()			
	2018 1 1	2018 6 30		
	()	()		
1	()			
(3)		()		
(ii)	()			
<hr/>				
90	()		660	- 75.00%
	()			
91	CIMC Australia Road Transport Equipment Pty Ltd (Australia Road Transport Equipment Pty)		830	- 63.33%
92	()		1,000	- 70.00%
93	()		500	- 70.00%
94	Pteris Global Ltd		10,478.1	- 78.14%
95	Verbus Internationl Limited (VIL)		1,108	- 100.00%

()

2018 1 1 2018 6 30
()

()

1 ()

(3) ()

(ii) ()

96 CIMC Developments Limited

(

()

2018 1 1 2018 6 30
()

()

1 ()

(4) ()

()

(5)

2

Y # U

3.25%

38.25%

()

2018 1 1 2018 6 30
()

1

2

1

3

2

! !

-

- 50.00%
- 35.00%
- 35.00%
- 35.03%

-

- 30.40%
- 45.00%
- 22.16%
- 30.00%
- 12.30%

4

5%(5%)

()

2018 1 1 2018 6 30
()

()

5

(1) /

HG7

	<u>2018 1-6</u>	<u>2017 1-6</u>
	263,028	309,000
	55,580	-
	31,051	49,559
	19,589	-
	7,306	8,259
	6,831	-
	1,220	4,007
	<u>384,605</u>	<u>370,825</u>
	<u>4,065</u>	<u>15,681</u>

5(4)

()

2018 1 1 2018 6 30
()

()

5 ()

(2) /

2018

(3)

()

2018 1 1 2018 6 30
()

()

5 ()

(4)

(i) 2010 9 28 () 2018 6 30

_____ ()

79C	285
	37.5
	75
	75
	75
	28.9

_____ 576.4

30 2018 6

_____ fl L

190
50
129.8
25

394.8

2018 3 27	99.7	A	2018 6 30	A
	75	A	65	25

-	-	-	-	-	-
-	-	-	-	-	-
	1,428,000	36,451	-	225,840	1,690,291
-	-	-	-	-	-
-	-	-	-	-	-
-	-	-	-	-	-
67	-	-	-	-	106,667
67	-	-	-	-	106,667
67	-	-	-	-	106,667
01	1,428,000	36,451	-	225,840	2,010,292

()

2018 1 1 2018 6 30
()

()

5 ()

(4) ()

(ii) ()

2018 1-6

-	178,640	21,435	54,000	6,816	260,891
-	-	-	-	-	-
-	-	-	-	-	-
-	-	-	-	-	-
-	178,640	21,435	54,000	6,816	260,891

()

2018 1 1 2018 6 30
()

()

5 ()

(4) ()

(ii) ()

2018 1-6

(i) 2018 3 27

2018

()

2018 1 1 2018 6 30
()

(ii): 2018 3 27 2018

(iii): 2018 3 27 2018

2018 1-6

()

5 ()

(4) ()

(ii) ()

2017 1-6 ()

-	-	-	-	-	-	-	-
-	-	-	-	-	-	-	-
-	1,350	42	-	-	-	223	1,615
-	-	-	-	-	-	-	-
-	-	-	-	-	-	-	-
100	-	-	-	-	-	-	100
100	-	-	-	-	-	-	100
100	-	-	-	-	-	-	100
300	1,350	42	-	-	-	223	1,915

()

2018 1 1 2018 6 30
()

	-	86	21	-	-	-	6	113
f)] L	-	-	-	-	-	-	-	-
	-	-	-	-	-	-	-	-
f)] L	-	-	-	-	-	-	-	-
	-	86	21	-	-	-	6	113

()

5 ()

(4) ()

(ii) ()

()

2018 1 1 2018 6 30
()

	-	661	55	-	-	-	16	732
	-	401	54	-	-	-	16	471
	-	688	55	-	-	-	16	759
	-	661	-	-	-	-	-	661
	-	375	-	-	-	-	-	375
	-	718	45	-	-	-	11	774
	fl]] L	330	-	-	-	-	-	330
	fl]] L	170	22	-	-	-	8	200
	-	568	48	-	-	-	16	632
	-	660	42	-	-	-	16	718
	-	5,232	321	-	-	-	99	5,652
	300	6,668	384	-	-	-	328	7,680

(i) 2016 12 20 2016

(ii) 2017

2017 1-6

()

2018 1 1 2018 6 30
()

()

5 ()

(4) ()

(iii)

2018 1-6 (2017 1-6)

(iv)

2018 1-6 (2017 1-6)

(v)

2018 6 30 (2017 12 31)

(vi)

()

2018 1 1 2018 6 30
()

6
1
a

	2018 6 30			2017 12 31		
		(%)			(%)	
fi L	61,385	0.32%	-	-	-	-
: `cfYbg 7cbhU] bYf GYfj Wg`hX	33,368	0.17%	-	60,750	0.35%	-
fi L	30,585	0.16%	-	24,129	0.14%	-
	7,911	0.04%	-	72,974	0.43%	-
: `cfYbg 7cbhU] bYf =bj YghaYbh fGDJL @a] hYX	6,130	0.03%	-	99,973	0.58%	-
fi L	4,812	0.03%	-	-	-	-
GI A=HCAC 7CFDCF5H=CB	2,144	0.01%	-	3,018	0.02%	-
: `cfYbg 7cbhU] bYf =bj YghaYbh fGDJL @a] hYX	1,926	0.01%	-	1,572	0.01%	-
	1,612	0.01%	-	130,145	0.76%	-
	1,058	0.01%	-	-	-	-
	979	0.01%	-	2,914	0.02%	-
: `cfYbg 7cbhU] bYf 7cf defUh] cb G' 5"	558	0.01%	-	40,100	0.23%	-
	957	0.01%	-	109,191	0.62%	-
	153,425	0.82%		541,748	3.16%	

()

()

(2018 1 1 2018 6 30)

6

1

(b)

f%L

O

L

(c)

()

2018 1 1 2018 6 30
()
fl L

6

1

(d)

	2018 6 30	2017 12 31
fl)	58,207	77,192
	3,358	21,045
()	7,531	15,488
	-	11,273
BYk <cf] zcb G\ dd] b[I;	8,177	3,738
	<u>77,273</u>	<u>128,736</u>

(e)

	2018 6 30	2017 12 31
BYk <cf] zcb G\ dd] b[I;	559,050	138,335
	38,193	63,873
	16,326	16,326
	3,693	3,661
	-	4,148
	<u>617,262</u>	<u>226,343</u>

()

2018 1 1 2018 6 30
()

fl Ł

* fl Ł

2

a

fl%

fl%

60,113	0.46%	20,300	0.17%
44,925	0.34%	45,506	0.37%
29,120	0.22%	17,097	0.14%
13,024	0.10%	16,999	0.14%
10,717	0.08%	-	-
9,623	0.07%	14,813	0.12%
1,236	0.01%	7,959	0.07%
-	0.00%	8,884	0.07%
-	0.00%	2,931	0.02%
-	0.00%	2,162	0.02%

HG7

5gU] HFU] b[7c" z@hX

()

2018 1 1 2018 6 30
()

fl L

*

fl L

2

b

	2018 6 30		2017 12 31	
		f%		f%
	51,491	0.76%	-	0.00%
	33,605	0.49%	33,605	0.49%
	30,980	0.45%	-	0.00%
	26,390	0.39%	26,390	0.39%
; UZ] b	23,031	0.34%	51,329	0.75%
	12,829	0.19%	12,729	0.19%
	11,900	0.17%	11,900	0.17%
=b` UbX Gyfj j Wg 6" J" fBYh\Yf` UbXgL	5,579	0.08%	1,757	0.03%
	778	0.01%	713	0.01%
	29	0.00%	-	0.00%
fl L	-	0.00%	707,143	10.32%
	-	0.00%	3,500	0.05%
	-	0.00%	3,118	0.05%
CCG =bhYf bUh] cbU 6" J"	-	0.00%	1,568	0.02%
	1	0.00%	260	0.00%
	196,613	2.88%	854,012	12.47%

7

2018 6 30

()

2018 1 1 2018 6 30
()

1

	0					
	2,067					
	7,254					
	/					
	940					
	1.	2009	2011	2014		
				4	2.48	
		11.24		1.36	3.33	5.93
	2.	2010	2011			
				10.49	()	
		16.02	()	2.24		

2018	1-6	2017	1-6
	<u>4,435</u>	<u>9,583</u>	

()

2018 1 1 2018 6 30
()

()

2

(1)

2009 11 11

()

2018 1 1 2018 6 30
()

()

2 ()

(2)

2010

()

2018 1 1 2018 6 30
()

()

2 ()

(3)

2018 6 30

387,177

-
-

-
4,435
4,435

1

247,518,000
123,759,000

2016 12 31

37,400,000
18,700,000

3,459,000 (2017 12 31 3,096,000)

()

2018 1 1 2018 6 30
()

()

2

238,750,000 (2017 12 31 258,646,000) 2018 6 30

11,850,000 (2017 12 31 11,850,000) 2018 6 30

1,153,798,000 (2017 12 31 808,421,000) 2018 6 30

2018 6 30 694,951,000 (2017 12 31 627,323,000)

31 339,442,000) 2018 6 30 550,791,000 (2017 12 31

3

() 2018 6 30 123,643,000 (2017 12 31 278,433,000)

2018 6 30 976,022,000) 968,309,000 (2017 12 31

2018 6 30 12,442,000 50,560,000 7,000,000 9,000,000 137,598,000
900,000 2,523,000 60,000 13,735,000 (2017 12 31 40,078,000 1,300,000
90,121,000)

()

2018 1 1 2018 6 30
()

()

3

()

2018 6 30

()

2018 1 1 2018 6 30
()

1

(1)

2018 6 30 2017

(2)

2018 6 30

2018 1-6 48,871,000 (2017 1-6 50,717,000)

1 2016 6 21

2016 7 28
[2016] SCP206

150

2018 7 11 2018
125

2018 7 11 20

()

2018 1 1 2018 6 30
()

1

()

()

2018 1 1 2018 6 30
()

()

1 ()

()

	2018 1-6	2018 1-6	2018 1-6	2018 1-6	2018 1-6	2018 1-6	2018 1-6	2018 1-6	2018 1-6	2018 1-6	2018 1-6	2018 1-6
	15,764,844	11,390,058	6,139,092	657,297	1,749,181	4,026,556	1,048,934	159,037	1,563,850	1,061,549	-	43,560,398
	329,302	139,403	46,588	130,893	-	36,060	-	918	56,256	1,075,039	(1,814,459)	-
	14,276,958	9,681,145	4,981,095	768,146	1,361,623	3,683,847	604,527	90,704	1,475,869	1,759,910	(1,631,594)	37,052,230
/	-	893	(57)	-	(921)	13,043	(10)	-	13,096	(669)	-	25,375
	(80)	(6,558)	6,473	13,723	557	5	-	(4,367)	-	-	-	9,753
	193,516	136,413	136,157	178,259	34,307	71,127	127,021	11,895	71,244	62,056	-	1,021,995
	100,760	41,206	11,130	22,704	1,923	15,461	153,621	27,470	7,572	819,386	(978,985)	222,248
	49,753	64,679	30,617	373,605	9,700	19,799	73,253	9,542	48,150	781,338	(826,330)	634,106
/	312,967	802,804	390,988	(705,633)	111,465	124,322	334,886	48,502	4,761	169,634	235,115	1,829,811
	99,403	176,604	92,355	(55)	25,997	40,806	28,678	10,493	(684)	32,605	7,652	513,854
/	213,564	626,200	298,633	(705,578)	85,468	83,516	306,208	38,009	5,445	137,029	227,463	1,315,957
	24,923,503	16,985,460	15,619,139	33,190,649	4,437,244	4,674,408	42,481,469	5,006,675	4,331,696	40,278,300	(53,660,184)	138,268,359
	16,362,266	9,767,937	10,383,698	32,024,876	2,691,628	2,526,181	34,231,111	2,259,200	4,058,267	50,619,557	(68,302,403)	96,622,318
-												
/	112,652	(803)	(21,860)	21,620	321	(5,077)	64,237	(37)	73	(93,757)	(6,537)	70,832
-												
	113,595	119,806	166	31,759	546,144	529,099	439,476	140,207	229,282	301,165	-	2,450,699
-												
	526,079	298,958	216,198	115,351	72,423	72,280	3,805,860	820	29,282	206,425	(3,438,636)	1,905,040

()

2018 1 1 2018 6 30
()

()

1 ()

() ()

	<u>2017 1-6</u>	<u>2017 1-6</u>	<u>2017 1-6</u>	<u>2017 1-6</u>	<u>2017 1-6</u>	<u>2017 1-6</u>	<u>2017 1-6</u>	<u>2017 1-6</u>	<u>2017 1-6</u>	<u>2017 1-6</u>	<u>2017 1-6</u>	
	9,887,481	9,626,148	4,981,930	537,143	1,180,919	3,737,122	1,148,040	268,459	1,250,276	769,634	-	33,387,152
	161,574	93,453										

()

2018 1 1 2018 6 30
()

()

2018 1 1 2018 6 30
()

()

1

(a)

()

2018 6 30 2017 12 31

2018 6 30

—	1,373,436	1,242,375	2,615,811
	9,393,908	698,424	10,092,332
	<u>10,767,344</u>	<u>1,940,799</u>	<u>12,708,143</u>
—	(5,008,267)	(291,712)	(5,299,979)
	(612,799)	(275,474)	(888,273)
	<u>(5,621,066)</u>	<u>(567,186)</u>	<u>(6,188,252)</u>

2017 12 31

—	198,895	1,451,344	1,650,239
	8,252,516	317,585	8,570,101
	<u>8,451,411</u>	<u>1,768,929</u>	<u>10,220,340</u>
—	(4,751,668)	(220,620)	(4,972,288)
	(1,132,382)	(172,118)	(1,304,500)
	(7,743,325)	-	(7,743,325)
	<u>(13,627,375)</u>	<u>(392,738)</u>	<u>(14,020,113)</u>

()

2018 1 1 2018 6 30
()

()

1 ()

(a)

2018 6 30 154,388,000 (2017 12 31 4%
155,279,000)

2018 6 30 2017 12 31

2018 6 30

—	412,839	7,880	420,719
	391,756	-	391,756
	<u>804,595</u>	<u>7,880</u>	-
			812,475
—	(592,995)	(67,007)	(660,002)
	<u>(592,995)</u>	<u>(67,007)</u>	-
			(660,002)

2017 12 31

—	540,230	12,802	553,032
	747,766	-	747,766
	<u>1,287,996</u>	<u>12,802</u>	1,300,798
—	(1,849,227)	-	(1,849,227)
	(511,352)	(71,268)	(582,620)
	<u>(2,360,579)</u>	<u>(71,268)</u>	(2,431,847)

()

2018 1

()

2018 1 1 2018 6 30
()

()

2

2,650,140,000

2018 6 30

()

2018 1 1 2018 6 30
()

()

3

()

2018 1 1 2018 6 30
()

1

2018 6 30

—	-	-	-	-
	205,580	-	-	205,580
	-	-	-	-
	-	-	-	-
—	-	6,084	-	6,084
	-	1,236	-	1,236
	-	325	-	325
	-	-	-	-
—	-	-	19,000	19,000
—	-	424,154	-	424,154
—	-	29,620	-	29,620
—	180,029	-	-	180,029

()

2018 1 1 2018 6 30

()

2018 1 1 2018 6 30
()

()

1 ()

2017 12 31

—	183,303	-	-	183,303
—	-	8,078	-	8,078
—	-	2,135	-	2,135
—	-	318,538	-	318,538
—	-	1,360	-	1,360
—	3,995	-	-	3,995
—	-	408,000	-	408,000
—	-	28,661	-	28,661
—	<u>187,298</u>	<u>766,772</u>	<u>-</u>	<u>954,070</u>
—	-	-	1,265,466	1,265,466
—	-	-	413,723	413,723
—	-	-	<u>1,679,189</u>	<u>1,679,189</u>
—	<u>187,298</u>	<u>766,772</u>	<u>1,679,189</u>	<u>2,633,259</u>

2017 12 31

—	-	(241)	-	(241)
—	-	(819)	-	(819)
—	-	(1,351)	-	(1,351)
—	-	(614)	-	(614)
—	-	-	(37,807)	(37,807)
—	-	(3,025)	(37,807)	(40,832)

2018 1-6

EBITDA

()

2018 1 1 2018 6 30
()

()

1 ()

	2017 12 31	2018 1 1							2018 6 30	2018 6 30 2018 1-6
							(a)			
—	-	21,060	21,060	-	(2,060)	-	-	-	19,000	-
—	408,925	456,295	865,220	1	(10)	-	-	-	(35,000)	830,211
	408,925	477,355	886,280	1	(2,070)	-	-	-	(35,000)	849,211
(b) —	1,265,466	-	1,265,466	-	-	-	-	-	2,081	1,267,547
	413,723	-	413,723	-	-	-	-	-	-	413,723
	2,088,114	477,355	2,565,469	1	(2,070)	-	-	-	(32,919)	2,530,481
—	(37,807)	-	(37,807)	-	-	-	-	-	(476)	(38,283)
	(37,807)	-	(37,807)	-	-	-	-	-	(476)	(38,283)

()

()

2018 1 1 2018 6 30
()

()

2018 1 1 2018 6 30
()
()

2

85,207,000 26,401,000 2018 6 30 86,266,000

3

2018 6 30

4

(a)

()

(b)

(c)

(d)

(e)

()

2018 1 1 2018 6 30
()

2018 30	2017 12 31	70%(2017 12 31)	70%)	2018 6 30
	2018 6 30	2017 12 31		
	96,622,318	87,366,945		
	<u>138,268,359</u>	<u>130,604,379</u>		
	<u>69.88%</u>	<u>66.89%</u>		

1

2018 6 30	2017 12 31
1,608,344	1,360,476
6,438	6,400
<u>1,614,782</u>	<u>1,366,876</u>
<u>-</u>	<u>-</u>

2018 6 30	26,033,000	(2017 12 31)
31,141,000)		
2018 6 30		1,000,000,000
(2017 12 31	1,000,000,000)	

()

2018 1 1 2018 6 30
()

()

2

(1)

2018 6 30	2017 12 31
14,305,647	13,104,034
14,739	14,739
4,850,716	4,918,369
42,358	82,949
<u>19,213,460</u>	<u>18,120,091</u>
(4,580)	(4,580)
<u>19,208,880</u>	<u>18,115,511</u>

(2) 2018 6 30

				(%)	
4,224,405	1	1 2		21.99%	-
1,916,545		1 2		9.98%	-
1,739,858		1 2		9.06%	-
1,421,301	1	1 2		7.40%	-
	2 3	3			
1,098,748		1 2		5.72%	-
<u>10,400,857</u>				<u>54.15%</u>	<u>-</u>

()

2018 1 1 2018 6 30
()

()

3

()

2018 1 1 2018 6 30
()
()

4

5

()

2018 1 1 2018 6 30
()
()

6

(1)

	2018 6 30	2017 12 31
-	<u>3,675,000</u>	<u>350,000</u>
2018 6 30	4.35%	5.00% (2017 12 31 4.57% 4.79%)

7

	2018 6 30	2017 12 31
	101	614
	<u>101</u>	<u>614</u>

()

2018 1 1 2018 6 30
(

()

2018 1 1 2018 6 30
()

()

10

(1)

2018 6 30 2017 12 31

400,000	1,095,000
<u>400,000</u>	<u>1,095,000</u>

(2)

(2017 12 31)

11

2018 6 30 2017 12 31

1,000,000	-
<u>1,000,000</u>	<u>-</u>

12

(1)

2018 6 30 2017 12 31

2,358,000	1,322,000
<u>2,358,000</u>	<u>1,322,000</u>

2018 6 30 (2017 12 31)

2018 6 30 1.20% 5.46% (2017 12 31 1.20% 4.45%)

13

37

()

2018 1 1 2018 6 30
()

()

14

(1)

()

/()

()

/()

286,975

71,744

291,949

72,986

\$

()

2018 1 1 2018 6 30
()

()

15

	2017 12 31			2018 6 30
	3,675,678	40,569		3,716,247
	687	-	-	687
	87	-	-	87
	222,935	-	(15,703)	207,232
	(568,492)	-	(18,857)	(587,349)
	<u>3,330,895</u>	<u>40,569</u>	<u>(34,560)</u>	<u>3,336,904</u>
	2016 12 31			2017 12 31
	3,601,855	73,823	-	3,675,678
-	687	-	-	687
-	87	-	-	87
-	253,012	-	(30,077)	222,935
	(568,492)	-	-	(568,492)
	<u>3,287,149</u>	<u>73,823</u>	<u>(30,077)</u>	<u>3,330,895</u>

16

	2017 12 31			2018 6 30
	<u>43,754</u>	<u>-</u>	<u>-</u>	<u>43,754</u>
	2016 12 31			2017 12 31
	<u>43,754</u>	<u>-</u>	<u>-</u>	<u>43,754</u>

()

2018 1 1 2018 6 30
()

()

17

2018 1-6	2017
2,189,653	2,380,348
1,049,800	79,106
(51,900)	(87,808)
-	(2,156)
<u>(806,532)</u>	<u>(179,837)</u>
<u>2,381,021</u>	<u>2,189,653</u>

2018 6 8
(2017 0.06)

2018 7 20
806,532,000 (2017 179,837,000)

0.27

18

(1)

2018 1-6	2017 1-6
159,174	96,917

(2)

19 / ()-

()

2018 1 1 2018 6 30
()

()

20

(1)

2018 1-6 2017 1-6

1,112,266,422,412,201,950 TD.3092 Tc[()-11636

21

22

(1)

()

2018 1 1 2018 6 30
()

()

23

2018 1-6	2017 1-6
-	396
-	586
-	764
<u>-</u>	<u>1,746</u>

24 ()/

2018 1-6	2017 1-6
-	-
1,372	2,644
<u>1,372</u>	<u>2,644</u>

2018 1-6	2017 1-6
1,051,172	31,304
262,793	7,826
463	803
25,182	82,123
(287,066)	(88,108)

()

2018 1 1 2018 6 30
()

()

25

(1)

(a)

	2018 1-6	2017 1-6
	1,049,800	28,661
	-	-
	6,959	6,370
	129	129
	5,182	5,517
	-	3,000
	(4,870)	(7,592)
	(17,538)	586
/()	(513)	(1,623)
	161,488	300,050
/()	(1,084,269)	(359,040)
	1,372	2,644
/()	(1,554,133)	185,423
/	(1,437,004)	(1,544,959)
	<u>(2,873,397)</u>	<u>(1,380,835)</u>

(b)

2018 1-6	2017 1-6
588,749	699,840
588,749-5585860	

(2)

()

2018 1 1

2018

٢٠١٨